

# Where do refugees live and work in Sweden and how it changes with time?

Tiit Tammaru

University of Tartu

Research professor of Estonian Academy of Sciences

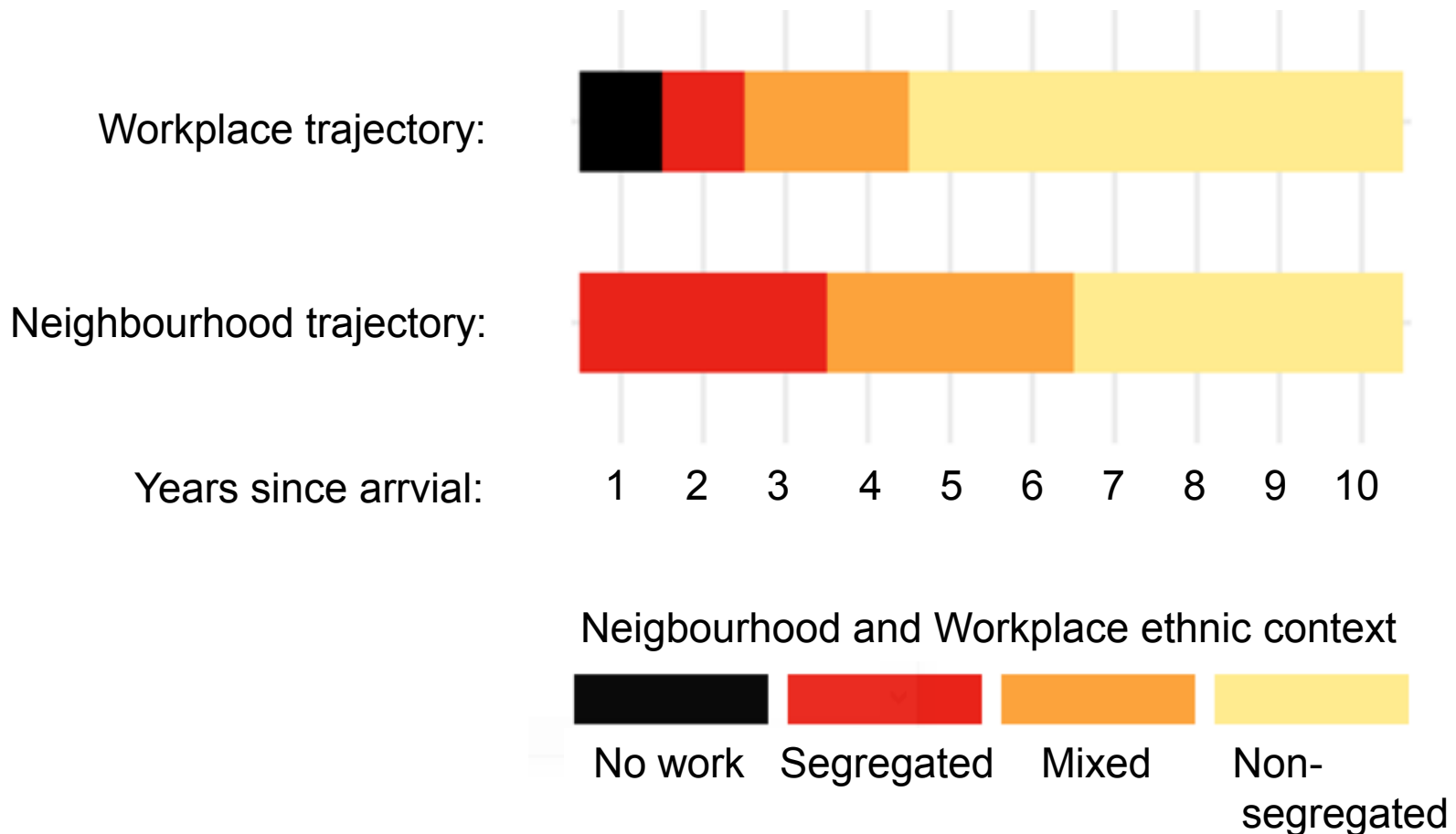
# Focus of the talk

- ❖ The integration of the migrant populations in host societies may take place in multiple ways
- ❖ This talk deals with the geographies of integration or spatial assimilation
- ❖ It aims is to find out what are the most typical spatial assimilation trajectories among newly arrived migrants, referring to living and working together with Swedes

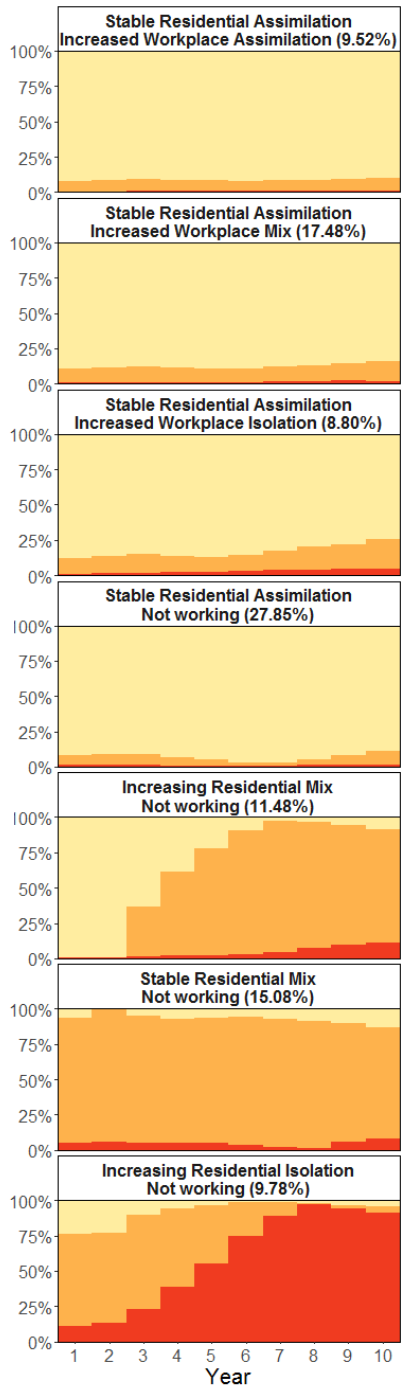
# Evidence base

- ❖ Time-lagged Swedish register data on people in prime working ages
- ❖ Migrants in three major cities Stockholm, Malmö and Gothenburg are followed since arrival till 10<sup>th</sup> year in Sweden
- ❖ Sequence analysis is used to detect the most common residential and workplace histories

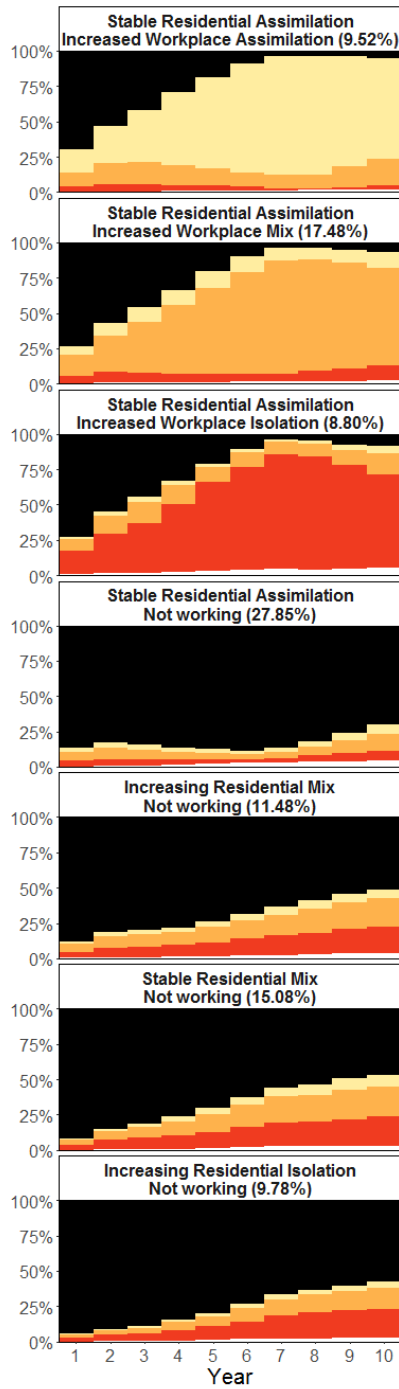
# Hypothesis: Residence -> Work assimilation



## Residential trajectory



## Workplace trajectory



# Trajectories of Workplace assimilation and Residential assimilation

Neighbourhood and Workplace ethnic context



No work   Segregated   Mixed   Non-segregated

# Main conclusions

- ❖ Entering the Swedish labour market is slow to take place
- ❖ Living in non-segregated neighbourhoods is positively related to getting a job and to working in non-segregated workplaces
- ❖ None of the most common geographic integration trajectories start from the labour market success

# Thank you!

Tiit Tammaru

University of Tartu

Research professor of Estonian Academy of Sciences