

Leaving your “Fatherland”? Ethnic Differences in Emigration Intentions

Ott Toomet, Tartu University

Tallinn, 2014-03-07

Outline

① Motivation

② Data

③ Results

Background



What Is The Fuzz About?

- Large-scale emigration may destabilize society
 - Does the “exodus from rural areas” repeat at EU level?
 - People are productivity: dense areas more developed
- Are minorities more willing to move?
 - Attachment to the country (Constant & Massey 2003, Aptekar 2009)
 - (Perceived) discrimination
 - Earn less (Leping & Toomet 2008)
 - Language skills
- Should the policy target minorities?

Who Moves?

- Migration as investment (Sjaastad 1962)
 - Young move ...
 - ... toward high salary
- High-skilled leaving ...
 - ... if return higher abroad (Borjas 1994)
- Language skills important (Adsera, Pytlikova 2013)
- Social networks matter (Carrington et al 1996, Pedersen et al 2008)
 - Too few Estonian-speakers abroad?
 - A lot more Russian-speakers
- Re-emigration of immigrants (Borjas & Bratsberg 1996)
 - Worst-of-the-best
 - Best-of-the-worst
 - Russian speakers do not return (Anniste & Tammaru 2013)

This Study

- Look at Labor Migration Survey 2000-2013
 - 6500 obs
- Compare ethnic Estonians/Others (Russians)
 - Reasons to move/stay
 - Preferred country
 - Background effects
- Find:
 - Russians more inclined to emigrate
 - But only up to 2010
 - Estonians prefer Finland and Sweden
 - Country-specific identity rather similar

This Study

- Look at Labor Migration Survey 2000-2013
 - 6500 obs
- Compare ethnic Estonians/Others (Russians)
 - Reasons to move/stay
 - Preferred country
 - Background effects
- Find:
 - Russians more inclined to emigrate
 - But only up to 2010
 - Estonians prefer Finland and Sweden
 - Country-specific identity rather similar

Work Migration Survey 2000-2013

- Observations:

2000 1017 obs

2003 1000

2006 1505

2010 1511

2013 1504

Total 6537

- Do you plan to move abroad?
- For what reason?
- Individual background
 - Methodological differences
 - Only work-related

The Question

2000 *What do you think, would you try to take a job in another EU country, and for how long time?*

- Yes, certainly; Quite likely; Unlikely; Certainly not; Hard to say.

2003 — “ —

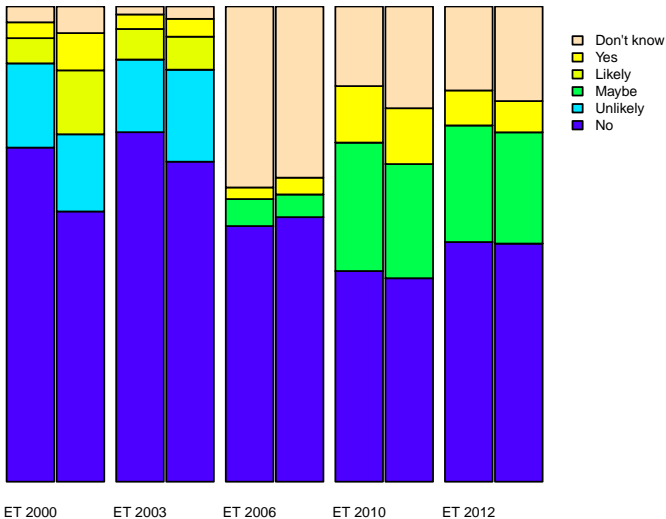
2006 *Do you have plans to work abroad in the future?*

- Yes, I have a clear plan; I have considered that but currently do not have any clear plans; I don't have such plans; Hard to say

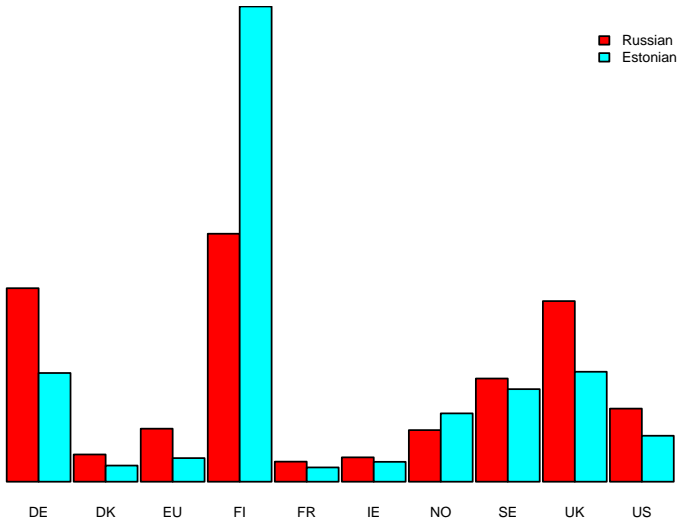
2010 — “ —

2013 — “ —

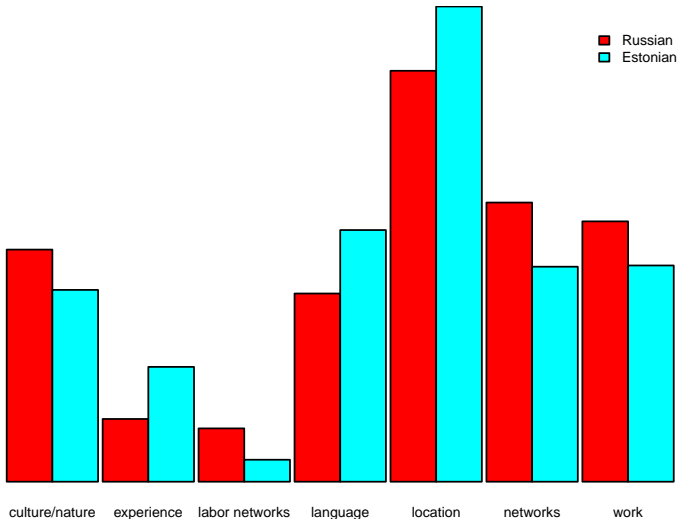
Want Work Abroad?



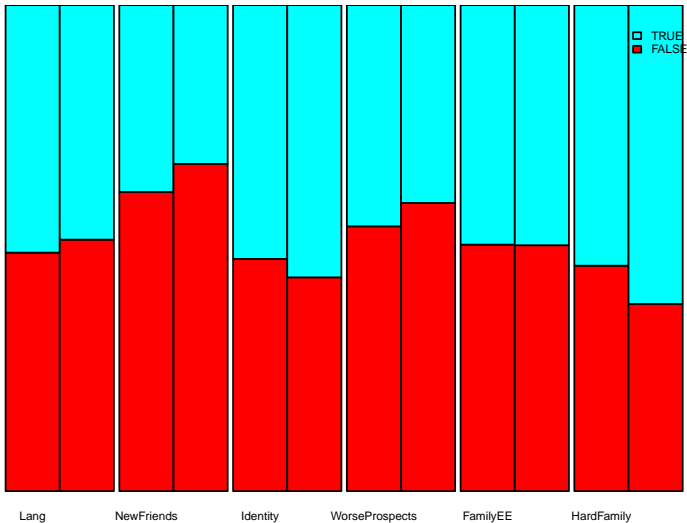
Which Country?



Why This Country?



Main Problems?



Controlling for Background

	1	2	3
RU 00	-0.000	-0.000	-0.000
ET 00	-0.41 ***	-0.55 ***	-0.76 ***
RU 03	-0.315***	-0.382***	-0.475***
ET 03	-0.44 ***	-0.62 ***	-0.70 ***
RU 06	-0.748***	-0.869***	-1.053***
ET 06	-0.77 ***	-0.92 ***	-0.97 ***
RU 10	0.206**	0.081	-0.262*
ET 10	0.21 ***	0.01	-0.25 **
RU 13	-0.039	-0.036	-0.231*
ET 13	-0.00	-0.11	-0.24 **
Ind char		✓	✓
citizen		✓	✓
lose job			✓
# obs	5363	5298	3140

All respondents

	1	2
female	-0.287***	-0.215***
citizen	0.13 **	0.05
edu 2	0.002	0.064
edu 3	0.04	0.12
age (15,24]	0.850***	0.835***
age (24,35]	0.33 ***	0.38 ***
age (55,65]	-0.807***	-0.678***
Harju	-0.02	0.02
Ida-Viru	0.028	-0.016
lose job		-0.34 ***
observations	5274	3123

Other Results 2

Potential emigrants

unemployment	-0.022
job in my field	0.006
better wage	-0.02
new experience	0.008
personal	0.13 ***
disappointed	0.115***
observations	1038